

THE  
SHARPER  
IMAGE

#### ONE YEAR LIMITED WARRANTY

SI PRODUCTS sells its products with the intent that they are free of defects in manufacture and workmanship for the life of the original purchaser from the date of original purchase, except as noted below. SI PRODUCTS warrants that its products will be free of defects in material and workmanship under normal use and service. This warranty extends only to consumers and does not extend to Retailers.

To obtain warranty service on your SI PRODUCTS product, mail the product and your dated sales receipt (as proof of purchase), postpaid, to the following address:

**SI PRODUCTS Consumer Relations  
Service Center Dept. 168  
3000 Pontiac Trail  
Commerce Township, MI 48390**

No COD's will be accepted.

SI PRODUCTS does not authorize anyone, including, but not limited to, Retailers, the subsequent consumer purchaser of the product from a Retailer or remote purchasers, to obligate SI PRODUCTS in any way beyond the terms set forth herein. This warranty does not cover damage caused by misuse or abuse; accident; the attachment of any unauthorized accessory; alteration to the product; improper installation; unauthorized repairs or modifications; improper use of electrical/power supply; loss of power; dropped product; malfunction or damage of an operating part from failure to provide manufacturer's recommended maintenance; transportation damage; theft, neglect, vandalism; or environmental conditions; loss of use during the period the product is at a repair facility or otherwise awaiting parts or repair; or any other conditions whatsoever that are beyond the control of SI PRODUCTS.

This warranty is effective only if the product is purchased and operated in the country in which the product is purchased. A product that requires modifications or adoption to enable it to operate in any other country than the country for which it was designed, manufactured, approved and/or authorized, or repair of products damaged by these modifications is not covered under this warranty.

THE WARRANTY PROVIDED HEREIN SHALL BE THE SOLE AND EXCLUSIVE WARRANTY. THERE SHALL BE NO OTHER WARRANTIES EXPRESS OR IMPLIED INCLUDING ANY IMPLIED WARRANTY OF MERCHANTABILITY OR FITNESS OR ANY OTHER OBLIGATION ON THE PART OF THE COMPANY WITH RESPECT TO PRODUCTS COVERED BY THIS WARRANTY. SI PRODUCTS SHALL HAVE NO LIABILITY FOR ANY INCIDENTAL, CONSEQUENTIAL OR SPECIAL DAMAGES. IN NO EVENT SHALL THIS WARRANTY REQUIRE MORE THAN THE REPAIR OR REPLACEMENT OF ANY PART OR PARTS WHICH ARE FOUND TO BE DEFECTIVE WITHIN THE EFFECTIVE PERIOD OF THE WARRANTY.

NO REFUNDS WILL BE GIVEN. IF REPLACEMENT PARTS FOR DEFECTIVE MATERIALS ARE NOT AVAILABLE, SI PRODUCTS RESERVES THE RIGHT TO MAKE PRODUCT SUBSTITUTIONS IN LIEU OF REPAIR OR REPLACEMENT.

This warranty does not extend to the purchase of opened, used, repaired, repackaged and/or resealed products, including but not limited to sale of such products on Internet auction sites and/or sales of such products by surplus or bulk resellers. Any and all warranties or guarantees shall immediately cease and terminate as to any products or parts thereof which are repaired, replaced, altered, or modified, without the prior express and written consent of SI PRODUCTS.

This warranty provides you with specific legal rights. You may have additional rights which may vary from state to state. Because of individual regulations, some of the above limitations and exclusions may not apply to you.

For more information regarding our product line in the USA, please visit: [www.siproducts.com](http://www.siproducts.com)

**For service or repair - do not return this unit to the retailer.  
Contact SI PRODUCTS Consumer Relations at 1-888-856-6781.**

©2009 THE SHARPER IMAGE and its affiliated companies, all rights reserved. THE SHARPER IMAGE name and logo are registered trademarks of THE SHARPER IMAGE and its affiliated companies. All rights reserved. iPod®, iPod nano®, nano® and the iPod® design are trademarks of Apple Inc.

IB-ECW130

THE  
SHARPER  
IMAGE

# Indoor/Outdoor Wireless Speaker



**Instruction Manual and  
Warranty Information**

EC-W130

**1** year  
limited warranty



**Finally you can play your favorite music anywhere.**

Thank you for purchasing The Sharper Image® Indoor/Outdoor Wireless Speaker. This product, along with the entire The Sharper Image collection, connects high-tech innovation with design to provide you with years of dependability and enjoyment. Imagine listening to your favorite playlist virtually anywhere. Now you can, thanks to your portable, weather-resistant, wireless speaker system. Perfect for entertaining and background music, it's the ultimate sound solution that you've been searching for.

## IMPORTANT SAFETY INSTRUCTIONS:

When using an electrical appliance, basic precautions should always be followed, including the following:

### **READ ALL INSTRUCTIONS BEFORE USING**

### **DANGER**

- To reduce the risk of electric shock:

- Always unplug the appliance from the electrical outlet immediately after using and before cleaning.
- Do not reach for an appliance that has fallen into water. Unplug it immediately.
- Do not place or store appliance where it can fall or be pulled into a tub or sink.
- Do not place in or drop into water or other liquid.

### **WARNING**

- To reduce the risk of burns, fire, electric shock or injury

to persons:

- Close supervision is necessary when this appliance is used by or near children, invalids or disabled persons.
- Use this appliance only for its intended use as described in this manual. Do not use attachments not recommended by SI Products; specifically any attachments not provided with the unit.

**Caution: All servicing of this product must be performed by authorized SI Products Service Personnel only.**

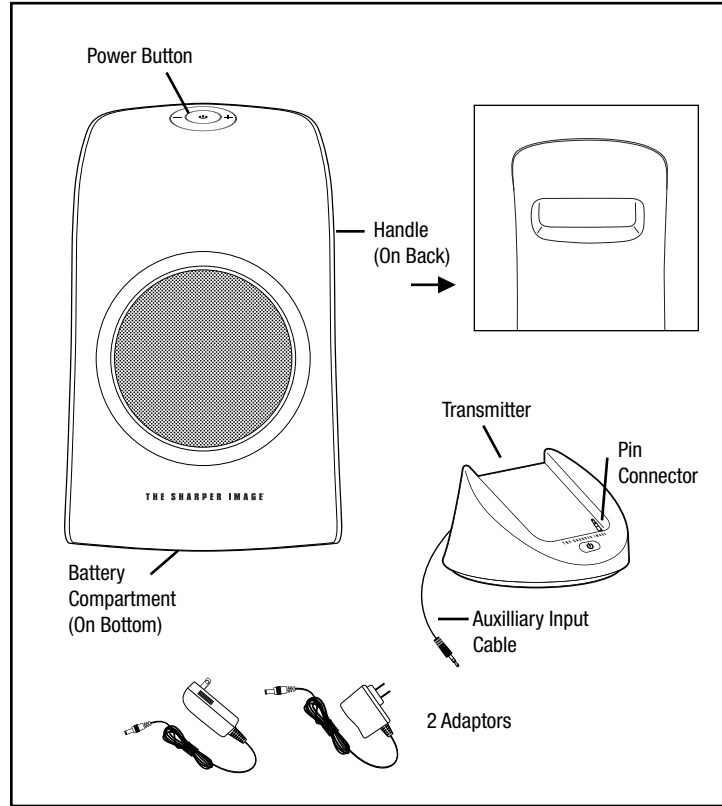
- Never operate this appliance if it has a damaged cord, plug, cable or housing. If it is not working properly, if it has been dropped or damaged, return it to SI Products Service Center for examination and repair.
- Keep cord away from heated surfaces.
- Never drop or insert any object into any opening.
- Do not operate where aerosol (spray) products are being used or where oxygen is being administered.
- Do not carry this appliance by power cord or use cord as handle.
- To disconnect, remove plug from outlet.
- Only set on dry surfaces. Do not place on surface wet from water or cleaning solvents.

### **Caution – Please read all instructions carefully before operating.**

- Never leave the appliance unattended, especially if children are present.
- Never cover the appliance when it is in operation.
- This unit should not be used by children without adult supervision.
- Always keep the cord away from high temperature and fire.
- Do not lift, carry, hang, or pull the product by the power cord.
- If the adaptor sustains damage, you must stop using this product immediately and contact SI Products Service Center. (See the warranty section for SI Products address.)

### **SAVE THESE INSTRUCTIONS**

Fig. 1



## Reference Guide: Wireless Speaker & Transmitter Base

Open battery compartment located on the bottom of the speaker unit to install 4 (four) "D" batteries. (Fig. 1)

Built-in handle behind the speaker unit for portable convenience. (Fig. 1)

Press the POWER button to turn the speaker ON. Adjust VOLUME level on speaker. (Fig. 2)

Flip up the pin connector on the transmitter base. Place iPod or other MP3 device on base, using the designated headphone jack. (Fig 3)

Press the POWER button to turn the transmitter base ON. (Fig. 2)

Fig. 2

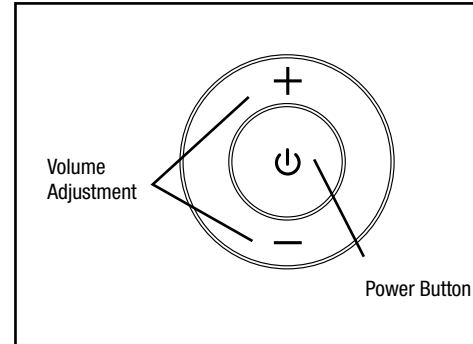



Fig. 3



## Indoor/Outdoor Wireless Speaker Main Features:

- Enjoy your music indoors or outdoors
- Weather-resistant speaker design
  - Note:** Unit should not be exposed to extreme rain or snow storms. Store indoors when not in use.
- Powerful, crystal clear sound
- Wirelessly transmits audio up to 150 feet
- Audio line-in or pin connector allows for your favorite music
- Uses 4 (four) “D” alkaline batteries (not included)
- AC Adaptor included

## Battery installation:

**The speaker requires 4 (four) “D” alkaline batteries (not included).**

### Battery Precautions

1. Use only the size and type of batteries specified.
2. When installing batteries, observe proper +/ – polarities. Incorrect installation of battery may cause damage to unit.
3. Do not mix different types of batteries together (e.g. alkaline with carbon-zinc or old batteries with new ones).
4. If the unit is not going to be used for a long period of time, remove batteries to prevent damage due to possible battery leakage.
5. Do not dispose of batteries in fire. Batteries may explode or leak.

## Getting Started

1. Open battery compartment located on the bottom of the speaker unit and install 4 (four) “D” batteries (Fig. 1). Make sure that the polarity (+ and – ends of the batteries) match the drawing inside the battery compartment. Close the compartment door.
2. Attach the DC adaptor to the DC jack located on the back of the transmitter base.
3. Plug the cord into 120V household outlet. **NOTE: For best reception, place the transmitter base within 150 feet of speaker.**

## Listening to your iPod™

1. Carefully place your iPod on the pin connector, then press the POWER button on both transmitter base & speaker.
2. Adjust VOLUME level on speaker.
3. Press the POWER button(s) again to turn OFF speaker.

## Listening to other portable audio devices

If you are using a non-iPod, MP3, MP4 player, or other portable audio device, you can play it by either (1) placing it on the pin connector or (2) by plugging the auxiliary input cable into your device.

## Maintenance

### To Store

You may leave the unit on display, or you can store it in its box in a cool, dry place.

### To Clean

Use only a soft dry cloth to clean the enclosure of the unit.

NEVER use liquids or abrasive cleaner to clean.

Modifications not authorized by the manufacturer may void user warranty.

**Note:** This equipment has been tested and found to comply with the limits for a Class B digital device, pursuant to Part 15 of the FCC Rules. These limits are designed to provide reasonable protection against harmful interference in a residential installation. This equipment generates, uses and can radiate radio frequency energy and, if not installed and used in accordance with the instructions, may cause harmful interference to radio communications. However, there is no guarantee that interference will not occur in a particular installation. If this equipment does cause harmful interference to radio or television reception, which can be determined by turning the equipment off and on, the user is encouraged to try to correct the interference by one or more of the following measures:

- Reorient or relocate the receiving antenna.
- Increase the separation between the equipment and receiver.
- Connect the equipment into an outlet on a circuit different from that to which the receiver is connected.
- Consult the dealer or an experienced radio/TV technician for help.